



MEGAPHASE RF GREEN™ TEST CABLES TO 26.5 GHZ



Low Environmental Impact Meets High Performance Test Cables

Eco-Friendly, Phase-Stable Performance with Reduced Environmental Impact

- RoHS-compliant cable assemblies built with zero-halogen materials and fluorine-free cellular polyethylene dielectric technology
- Phase-stable, lightweight, armored construction delivers reliable RF performance with rugged durability for laboratory environments
- Designed to reduce environmental impact through Pb-free solders, SmartGrid rubber jacketing, and sustainable material choices without sacrificing performance

Electrical Data

Maximum Frequency	Impedance	Propagation Velocity	Time Delay
26.5 GHz	50 Ω nominal	80% nominal	1.27 ns/ft (4.17 ns/m)
Shielding Effectiveness	Dielectric Withstanding Voltage	Capacitance	
-110 dB minimum (cable only)	7.50 kV at 60 Hz	26.7 pF/ft (87.6 pF/m)	

Mechanical Data

Finished Outer Diameter	Static Bend Radius	Weight with Standard Jacket/Armor
0.335 in (0.724 cm)	1.5 in (3.81 cm)	0.05 lbs/ft (0.014 kg/m)
Crush Resistance		Operating Temp Range
250 lbs/linear in (44.7 kg/linear cm)		-40 to 185°F (-40 to +85°C)

Cable Construction

Inner Conductor:	Dielectric	Outer Conductor	Standard Finish
Solid Ag Plated Cu	Foam PE	GrooveTube® Cu	Zero Halogen Polyolefin over Metallic Braid (a wide variety of other protective finishes and armors are available)

Available Connectors

2.9mm, 3.5mm, BNC, SMA, TNC, Type N
 (maximum frequency dependent on cable)
 Other connectors available upon request



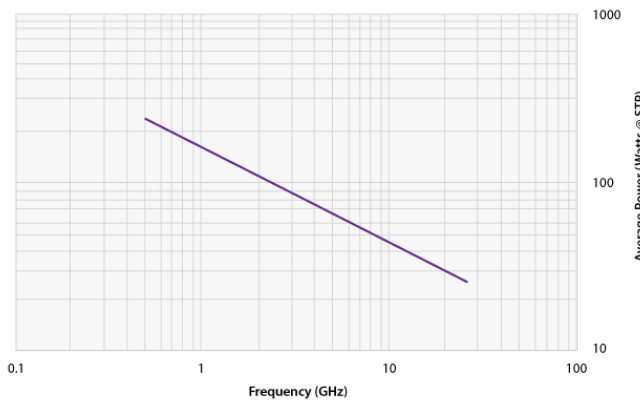
MEGAPHASE RF GREEN™ TEST CABLES TO 26.5 GHZ

Specifications

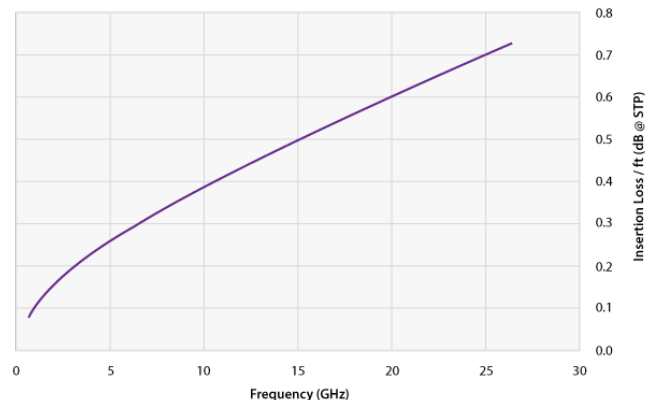
Frequency		GR Series			
Band	GHz	Attenuation		Conn Loss dB	VSWR
		dB/ft	dB/m		
UHF	0.3	0.054	0.179	0.006	1.10
	0.5	0.071	0.234	0.009	
	0.8	0.092	0.301	0.012	
L	1.0	0.103	0.339	0.014	1.15
S	2.0	0.151	0.497	0.024	
	2.4	0.168	0.550	0.027	
C	3.0	0.190	0.625	0.032	1.20
	4.0	0.225	0.737	0.040	
X	6.0	0.285	0.935	0.055	1.25
	8.0	0.338	1.111	0.070	
	10.0	0.388	1.272	0.084	
Ku	12.4	0.443	1.454	0.101	1.30
	15.0	0.499	1.639	0.118	
K	18.0	0.561	1.841	0.139	1.35
	20.0	0.601	1.971	0.152	
	22.0	0.639	2.097	0.165	
	24.0	0.677	2.220	0.178	
	26.5	0.722	2.370	0.194	

Note: Typical Insertion Loss dB = (Attenuation)(Length) + 2(Conn. Loss)
 Attenuation at any frequency = (0.0945 x √freq GHz) + (0.0089 + freq GHz)

RF Green Power vs. Frequency



RF Green IL vs. Frequency




*2.9mm, 3.5mm, BNC, SMA, TNC, Type N





MegaPhase

Our Customers Connect With Us™



Visit us at megaphase.com

About us

Founded in 1998 and headquartered in Stroudsburg, Pennsylvania, MegaPhase designs and manufactures high-performance RF coaxial cables and connectors for OEMs in critical markets including test instrumentation, defense, aerospace, telecommunications, and satellite systems. Serving more than 500 customers in 30 countries—including major technology leaders and the U.S. government—MegaPhase is best known for its industry-leading GrooveTube® technology, a breakthrough flexible cable design used in high-reliability, high-power, and phase-defined applications across ground, sea, air, and space platforms. All products are manufactured in-house, tested 100% in a state-of-the-art RF lab up to 110 GHz, and engineered to deliver exceptional phase stability, low loss, and long-term measurement repeatability, helping customers achieve more reliable results at a lower cost per measurement.

MegaPhase

122 Banner Road, Stroudsburg, PA 18360-6433 | Tel: 570-424-8400 | Solutions@MegaPhase.com